

Directions for Judges for Interviews with Students Question and Answer Time

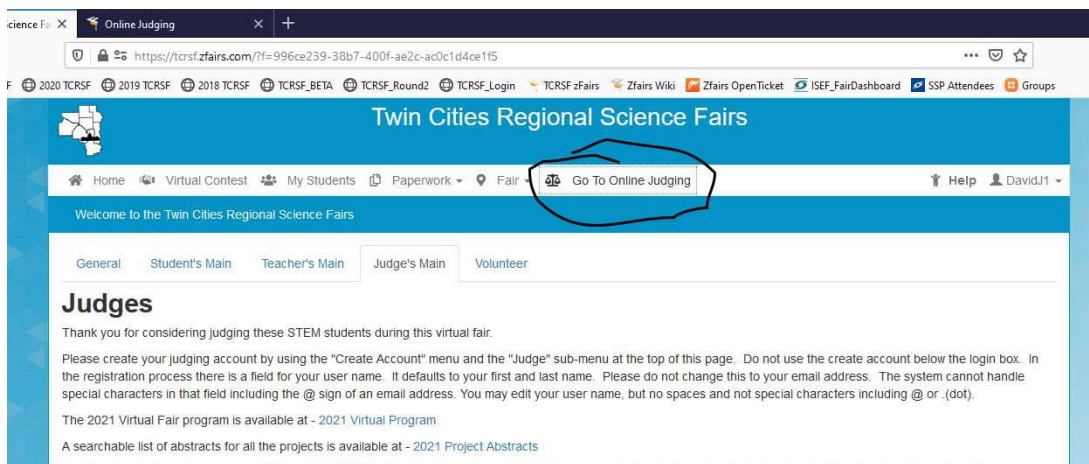
Time: Friday, February 26, from 4:00 – 7:30 pm CST

Location: tcrsf.zfairs.com Sign in as a Judge with your user name and password

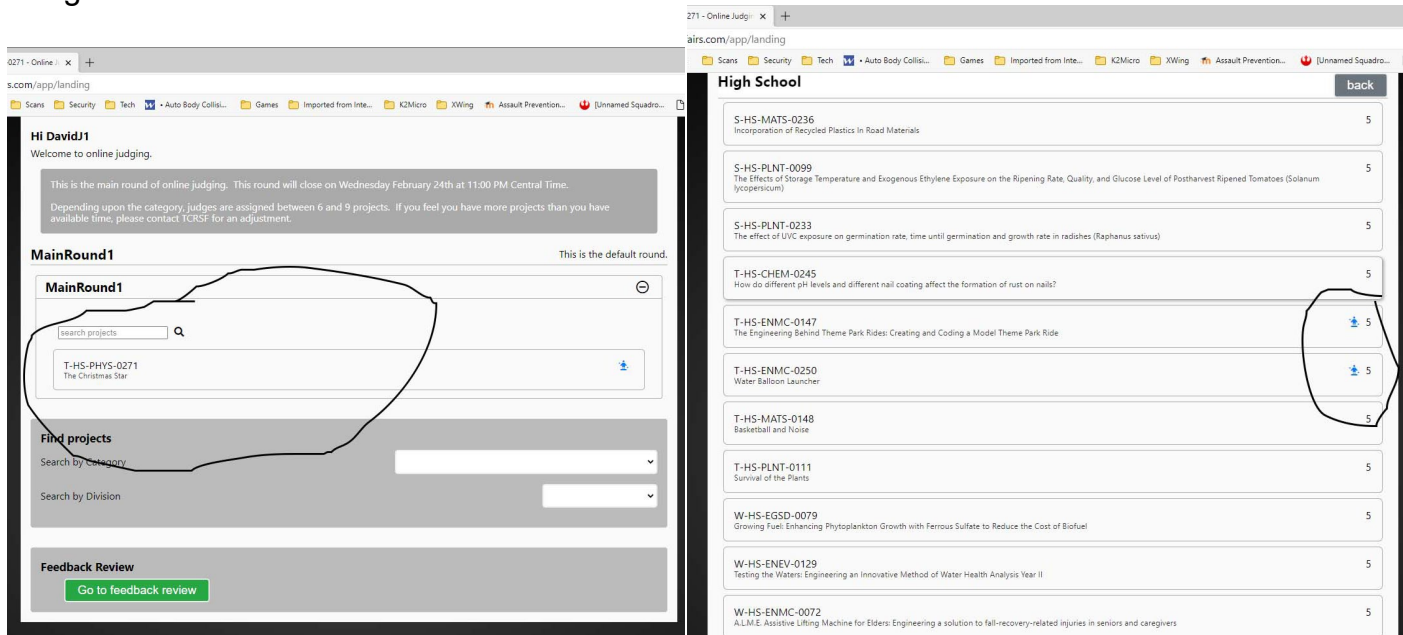
Some judges have specific projects they are assigned to, and some judges are looking for special awards winners, and some judges have interest in a particular project. In an in-person fair, students would sit at their project exhibits longer than for the Interview time. You may enter the interview room even if there are additional judges present.

Judges do not spend more than 10 minutes at any one project, please.

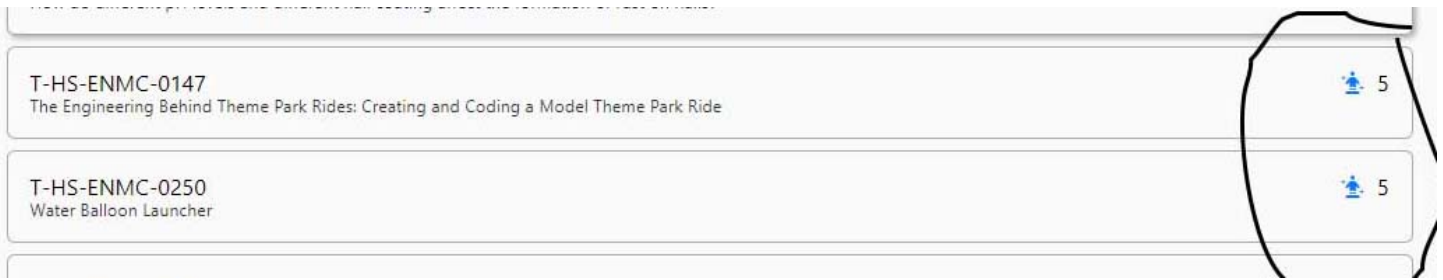
To access the interviews (Round 2) with students,
Login with your username and password. From the Judge's Main page, Go to Online Judging



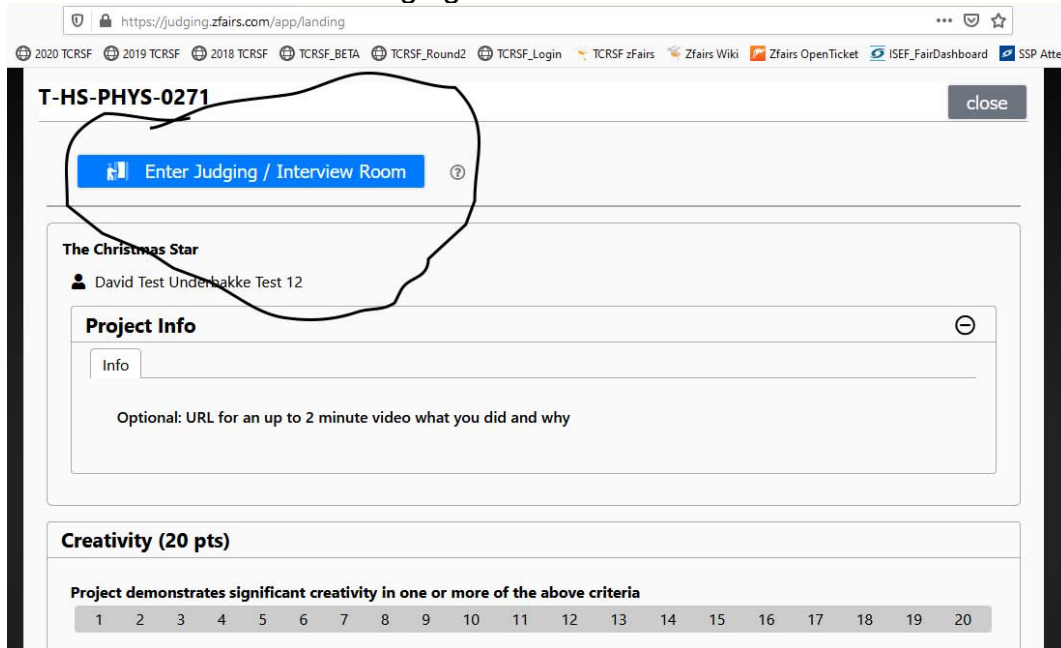
This will open up online judging and you will see your assignments. The sample below has only one assignment.



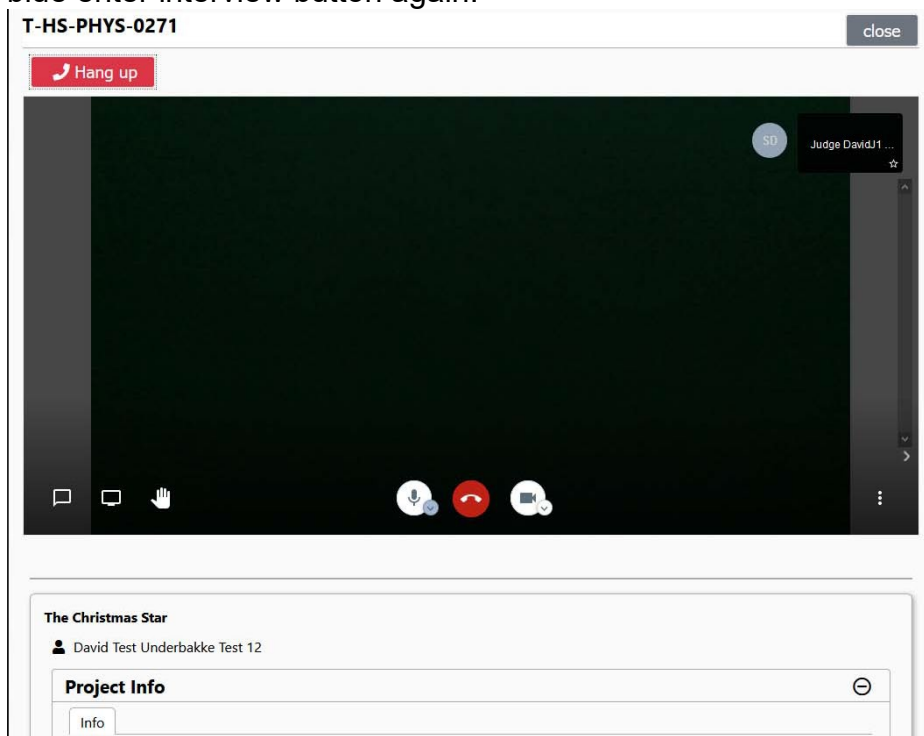
When students are ready and waiting for a judge, you will see the little blue icon indicator. See sample on the right above. If your student is not ready, check back later. We will post an "exceptions" page for those who will be present only part of the interview time.



To enter the Interview Room where the student is ready, click on the project that you want to review. You will then see the project info and a score sheet and when you are ready to enter, click on the blue button to Enter the Judging /Interview Room.



When you enter, you will see the student. (It is black because no student was currently present for this screen shot. Note the **Red Hang Up button**. After you hang up, you will see the screen with the blue enter interview button again.



After you click the red Hang Up button, you will be back to the enter the Interview screen and if you scroll down below the score sheet, you will see a green button to Submit Scores & Close. If you are NOT submitting scores, please click the gray close button on the upper right.

DO NOT USE THE YELLOW NO SHOW BUTTON! (we cannot undo it even when the student returns) If you think the student is a no show, send an email to director@tcrsf.net with the project ID and student name – or call 763-577-1400. Be ready to leave a voice mail in case Timara is on another call at the time.

After the interview, and you leave any scores or comments that you desire to leave for the student (remember – encourage! And be helpful! This past year has been hard on ALL of us including the students!) Then click either the green Submit Scores and Comments & Close button, or click the gray close button to leave without saving scores or comments.

Γ-HS-PHYS-0271 close

Research Question (10 pts)

Clear and focused purpose

1 2 3 4 5

Identifies contribution to field of study

1 2 3 4 5

Testable using scientific methods

1 2 3 4 5

Participant Feedback - Will be emailed to student after the completion of judging. Labeled Judge 1, Judge 2, etc.

Notes (not shared with student):

Private notes for sonny.

Submit Score & CloseNo Show

If you have trouble you can email director@tcrsf.net or call Timara at 763-577-1400. Be ready to leave a voice mail in case I am on another call. Thank you!